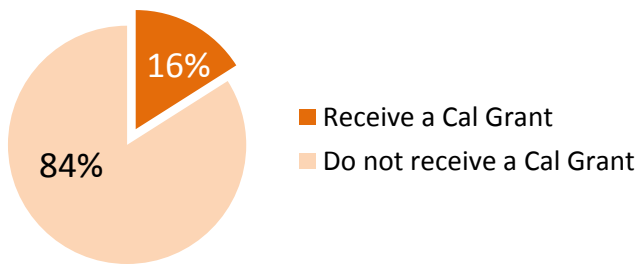


# STRENGTHENING CAL GRANTS TO BETTER SERVE TODAY'S AFRICAN-AMERICAN STUDENTS

Financial aid helps students get to and through college, and Cal Grants provide \$1.8 billion in need-based grants to California college students. However, many low-income students are left out of the program, and the grant that the lowest income students receive – Cal Grant B – has stagnated.

Only 16% of very low-income African-American students receive Cal Grants.<sup>1</sup>



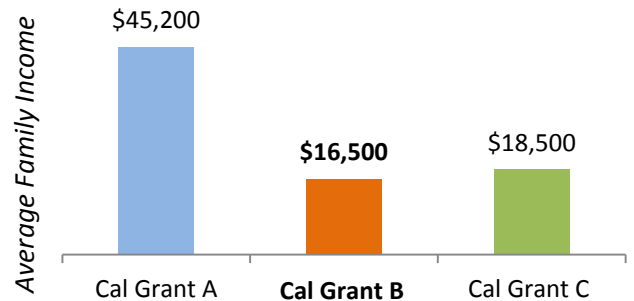
Among African-American students who *do* get Cal Grants, 82% get Cal Grant B.<sup>2</sup>



Cal Grant B recipients:

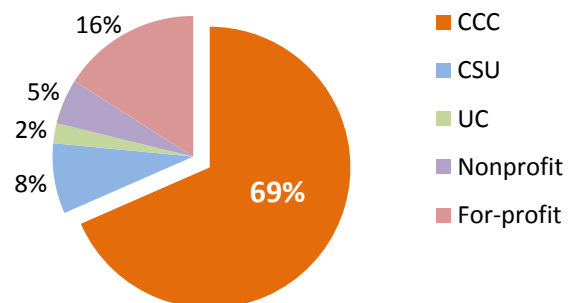
get **61%** of all Cal Grants;<sup>3</sup>  
enroll at all types of colleges;  
and have an average GPA<sup>4</sup> of **3.0**.

They also have much lower incomes than other Cal Grant recipients.<sup>5</sup>



For most Cal Grant B recipients,<sup>6</sup> the maximum award is just **\$1,648**, one-seventh the size of the maximum Cal Grant A award.<sup>7</sup>

African-American Enrollment



This is true for all recipients attending community colleges, where nearly **7 in 10** African-American students enroll.<sup>8</sup>

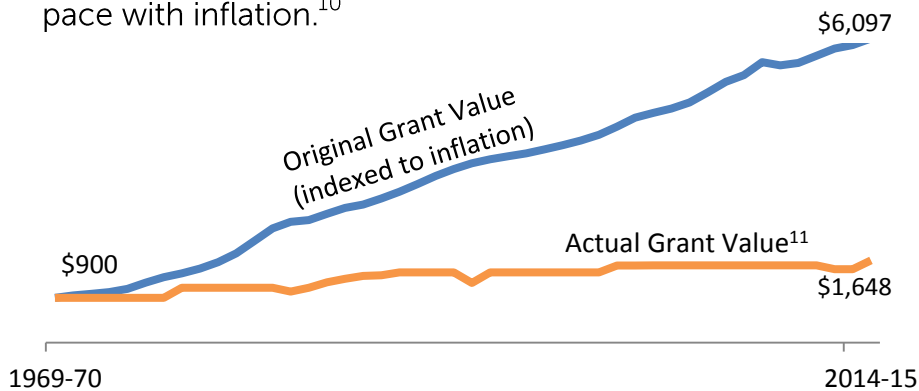
# IMPROVING CAL GRANTS FOR AFRICAN-AMERICAN STUDENTS

A broad coalition has embraced three Cal Grant recommendations that would benefit African-American students across the state:


**1. Serve more Cal Grant eligible students.** Those who miss the application deadline or enroll in college more than one year after completing high school must compete for a limited number of awards. In 2014-15, there was only one competitive Cal Grant available for every 17 eligible applicants.<sup>9</sup>



**2. Increase the Cal Grant B access award for college costs beyond tuition and fees,** which helps low-income students limit their work hours and focus on their studies. At the current maximum of \$1,648, it is worth a fraction of what the original award would be worth had it kept pace with inflation.<sup>10</sup>



**3. Cover tuition for first-year Cal Grant B recipients,** which will better enable low-income students to choose the college that is right for them.



## Sources & Notes:

<sup>1</sup> Calculations of California students with \$0 expected family contribution (EFC), who are either US citizens or resident aliens, who applied for federal aid, by race. National Postsecondary Student Aid Study (NPSAS). 2008.

<sup>2</sup> Includes 2010-11 public college undergraduate enrollment & Cal Grant recipients. Provided by CCC, CSU, and UC system offices to TICAS in 2012.

<sup>3</sup> Calculated shares of all 2013-14 paid Cal Grant recipients within and across each higher education segment who received a Cal Grant B. Data from California Department of Finance. Baseline Budget Forecast. 2014.

<sup>4</sup> Average GPA rounded to the nearest 0.1. California Student Aid Commission. 2012-13 Cal Grant Program Recipients. Average GPA, Income, and Age by Component and Segment. [www.csac.ca.gov/pubs/forms/grnt\\_frm/2012-13\\_cal\\_grant\\_program\\_recipients.pdf](http://www.csac.ca.gov/pubs/forms/grnt_frm/2012-13_cal_grant_program_recipients.pdf).

<sup>5</sup> Ibid. Figures rounded to the nearest \$100.

<sup>6</sup> TICAS calculation of the share of paid 2013-14 Cal Grants that go to community college students (who are not eligible for tuition awards) and first-year high school entitlement award recipients at other colleges (where recipients are not yet eligible for tuition awards). Since new competitive Cal Grant recipients may receive tuition coverage if they are not freshmen, we conservatively assumed that all competitive Cal Grant recipients at colleges other than CCCs received tuition coverage. Data from California Department of Finance. Baseline Budget Forecast. 2014.

<sup>7</sup> In 2014-15, the maximum value of a Cal Grant A award is \$12,192. CSAC. Cal Grant A. [www.csac.ca.gov/doc.asp?id=105](http://www.csac.ca.gov/doc.asp?id=105).

<sup>8</sup> 2012-13 12-month undergraduate enrollment by race. CollegeInSight. [www.college-insight.org](http://www.college-insight.org).

<sup>9</sup> TICAS calculation from CSAC Operation Memos. May 22, 2014 and October 15, 2014. [www.csac.ca.gov/secured/operationmemos/](http://www.csac.ca.gov/secured/operationmemos/).

<sup>10</sup> TICAS calculation of Cal Grant B access award value based on data from the California Postsecondary Education Commission. 2010. Fiscal Profiles 2010. Display 45. [www.cpec.ca.gov/completereports/2010reports/10-22.pdf](http://www.cpec.ca.gov/completereports/2010reports/10-22.pdf). 1969-70 figure adjusted for inflation using the California Consumer Price Index. [www.dir.ca.gov/OPRL/CPI/EntireCCPI.PDF](http://www.dir.ca.gov/OPRL/CPI/EntireCCPI.PDF).

<sup>11</sup> Access awards in 2015-16, 2016-17, and 2017-18 may be larger than in 2014-15, dependent on donations to the College Access Tax Credit. [www.treasurer.ca.gov/cefa/catc/index.asp](http://www.treasurer.ca.gov/cefa/catc/index.asp). The amount of the increase will be determined shortly before the start of each award year.